

# Equality and Diversity Data

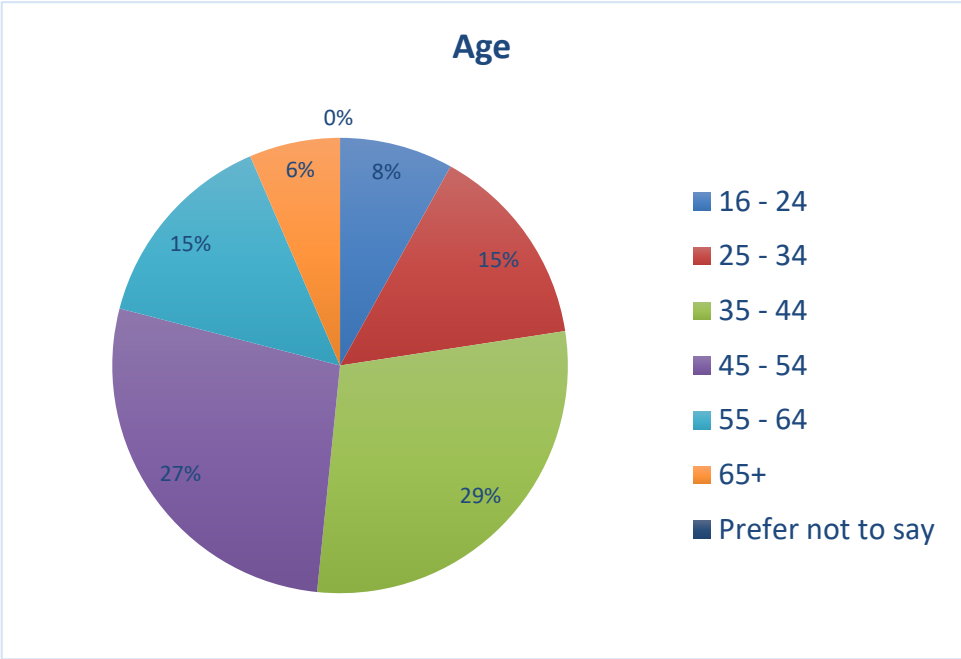


Set out below is a schedule of Equality and Diversity Data provided by members of the firm in 2025.

The provision of information is purely voluntary and we are not including data relating to sexual orientation, disability or religious beliefs or any other data which would immediately identify an individual member of the firm.

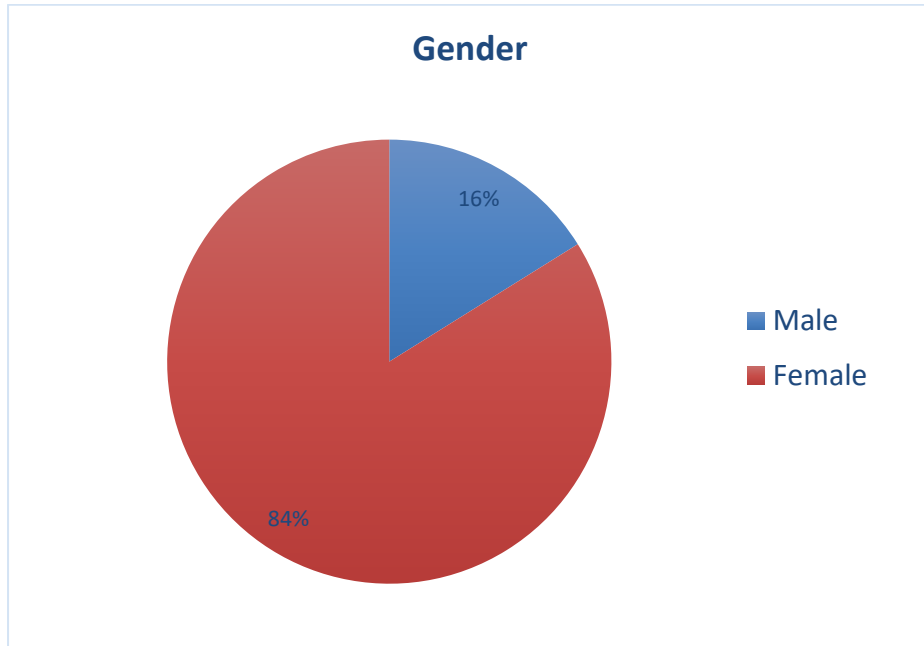

## AGE CATEGORIES

Q: Which age category are you in?



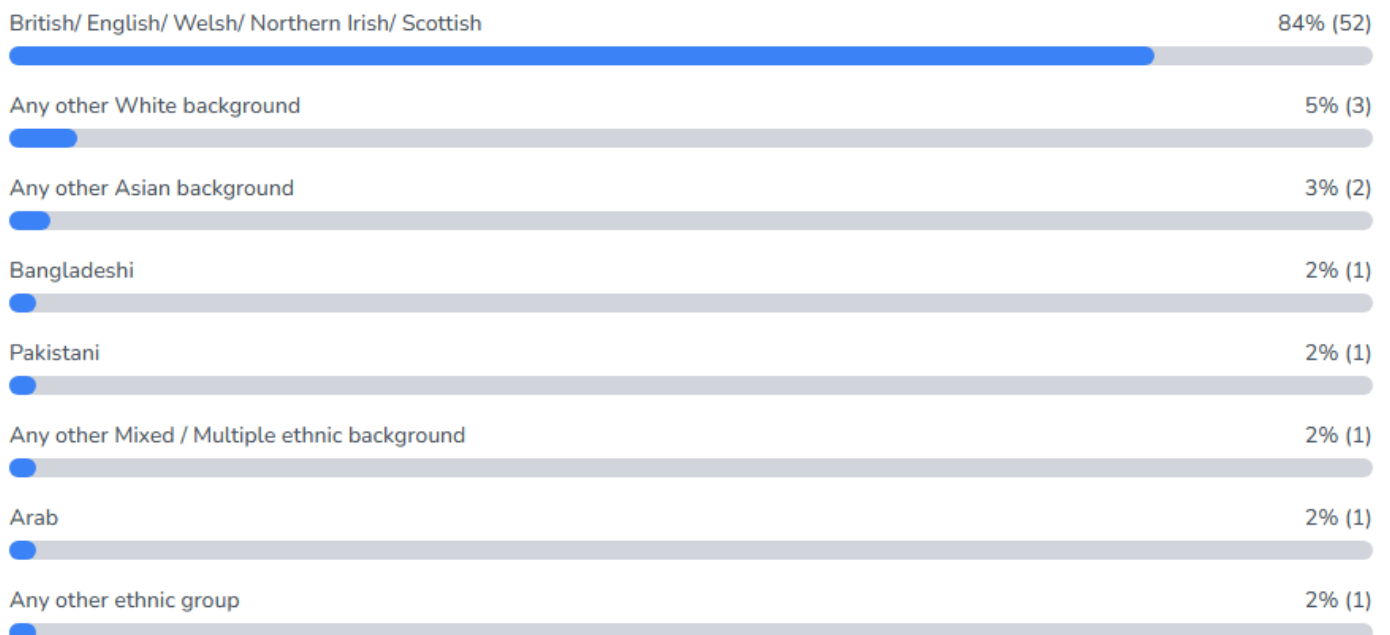
## GENDER CATEGORIES

Q: What is your sex?

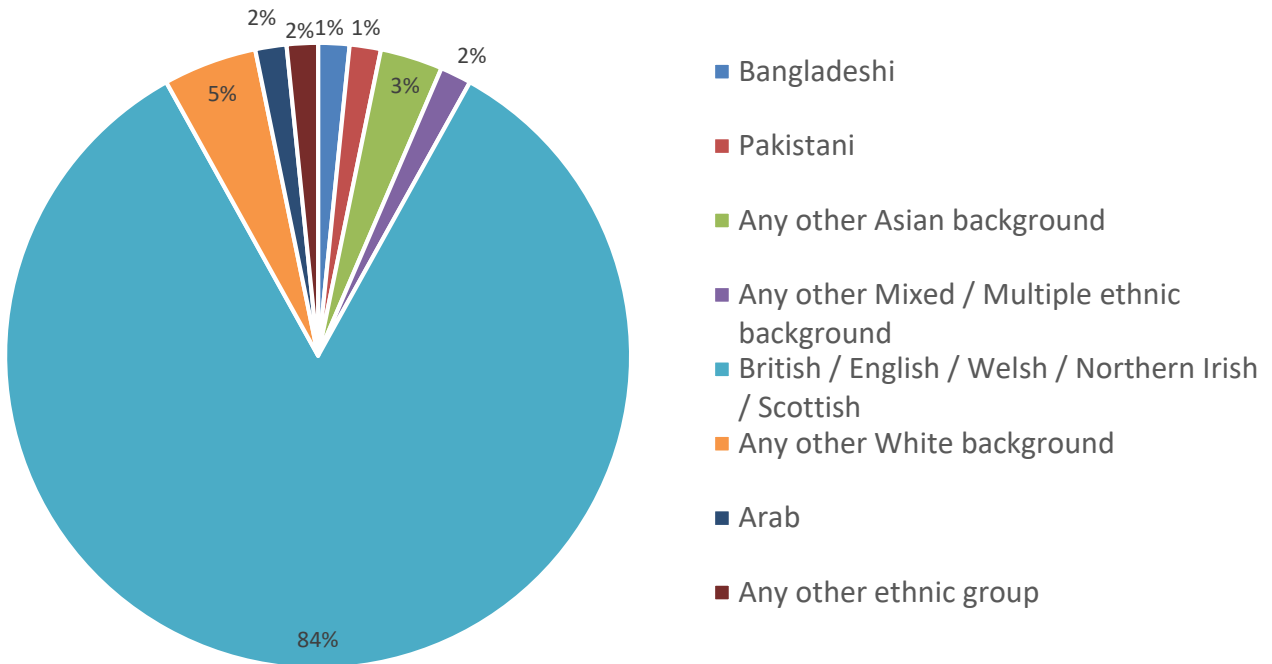


## ETHNIC GROUP

Q: What is your ethnic group?

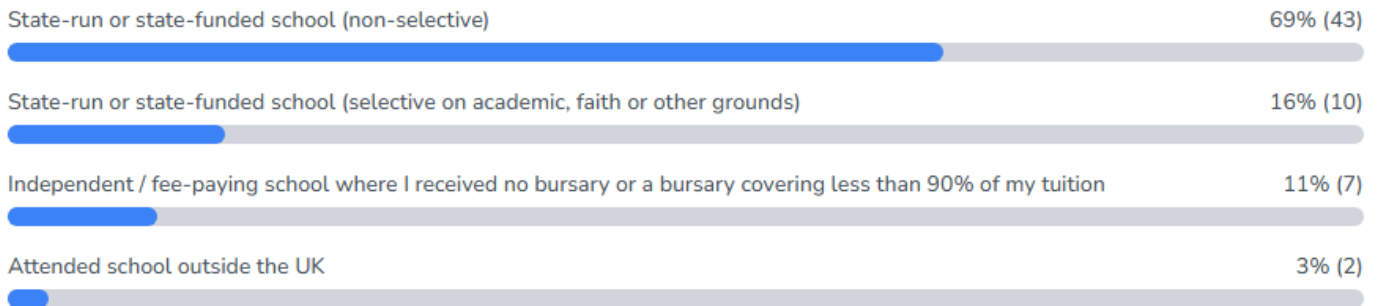


### Ethnic Background

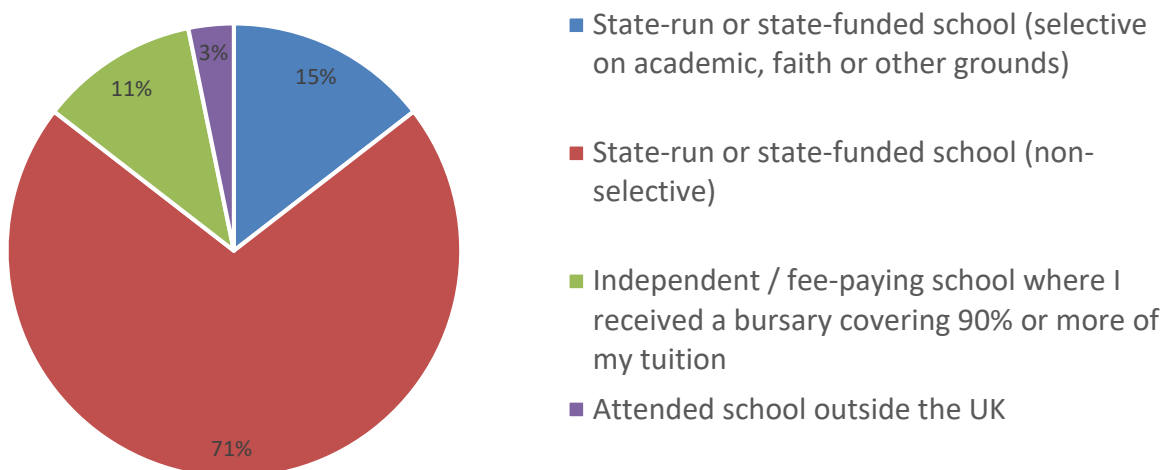


### MAIN EDUCATION

Q: What type of school did you attend for the most time between ages 11 and 16?



### Education

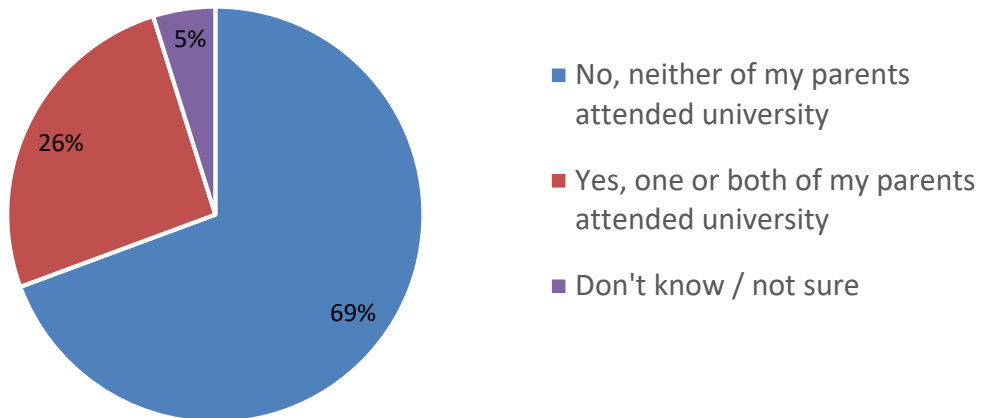


## FIRST GENERATION UNIVERSITY ATTENDERS

**Q:** Did either of your parents attend university and gain a degree (eg BA/BSc or equivalent) by the time you were 18?



### Parents



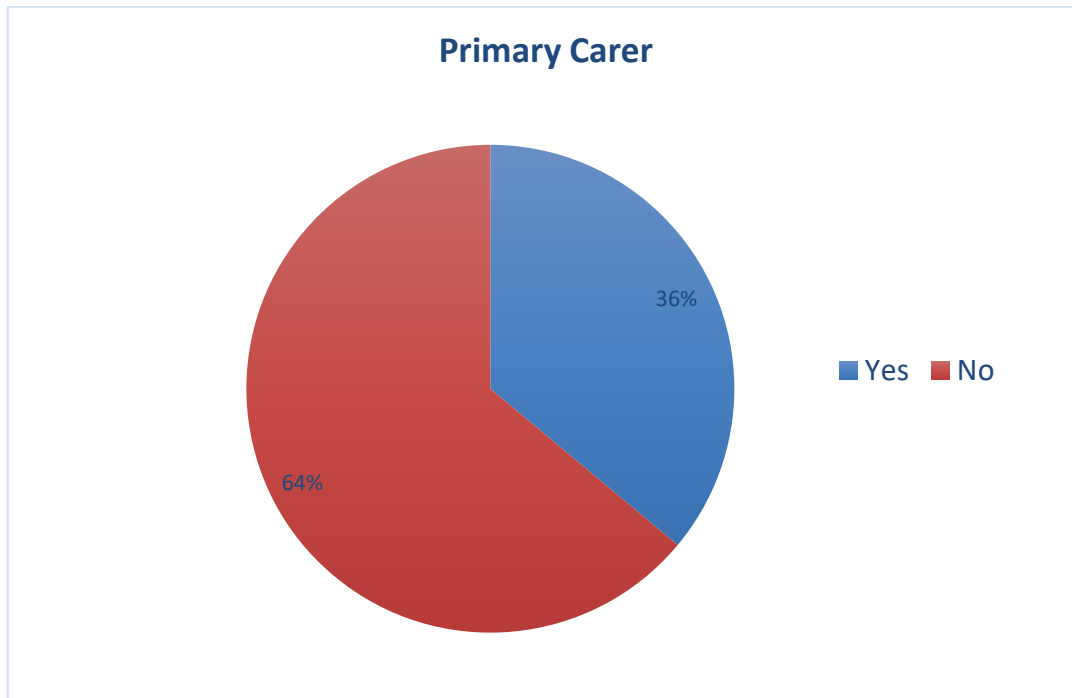

## HOUSEHOLD OCCUPATION at 14

Q: What was the occupation of your main household earner when you were aged about 14?

What was the occupation of your main household earner when you were about 14?	Lawyer	Support Staff	Prefer not to Say	Total	%
Modern professional and traditional professional occupations such as: teacher, nurse, physiotherapist, social worker, musician, police officer (sergeant or above), software designer, accountant, solicitor, medical practitioner, scientist, civil / mechanical engineer.	9	5	0	14	22.58%
Senior, middle, or junior managers or administrators such as: finance manager, chief executive, large business owner, office manager, retail manager, bank manager, restaurant manager, warehouse manager.	12	6	0	18	29.03%
Clerical and intermediate occupations such as: secretary, personal assistant, call centre agent, clerical worker, nursery nurse.	0	2	1	3	4.84%
Technical and craft occupations such as: motor mechanic, plumber, printer, electrician, gardener, train driver.	5	5	0	10	16.13%
Routine, semi-routine, manual, and service occupations such as: postal worker, machine operative, security guard, caretaker, farm worker, catering assistant, sales assistant, HGV driver, cleaner, porter, packer, labourer, waiter/waitress, bar staff.	6	6	0	12	19.35%
Small business owners who employed less than 25 people such as: corner shop owners, small plumbing companies, retail shop owner, single restaurant or cafe owner, taxi owner, garage owner.	3	0	0	3	4.84%
Long term unemployed (claimed Jobseeker's Allowance or earlier unemployment benefit for more than a year)	0	1	0	1	1.61%
Prefer not to say	0	1	0	1	1.61%
<b>Total</b>	<b>35</b>	<b>26</b>	<b>1</b>	<b>62</b>	<b>100.00%</b>

## PRIMARY CARER U18

Q: Are you a primary carer for a child or children under 18?



## LONG-TERM CARER

Q: Do you look after or care for someone 18 or over with long term physical or mental ill health caused by disability or age (not in a paid capacity)?



### Carer for long term

